



**Community Academy of Philadelphia**  
a Pennsylvania Charter School

**LOWER SCHOOL**  
1100 East Erie Avenue  
Philadelphia, PA 19124

T «Phone»  
F 215.533.6722

[www.communityacademy.org](http://www.communityacademy.org)

Dear Parents/Guardians,


This SOS folder has been designed to help your child prepare for the upcoming school year. It is intended to entertain and keep your child's skills sharp!

Please work with your child during the summer months to complete the assignments in the folder. This year's project centers around the book **Amelia Bedelia** by Peggy Parish, which can be found in any bookstore or library. (PLEASE do not wait until the last minute to try to find the book.) Children can read the book alone or with a parent and then complete the activities. All directions and worksheets are included. Parents may act as proofreaders and help with basic spelling and grammar. The goal of this project is to practice skills in a way that is fun and rewarding for students. We want them to be proud to show their work in September. This folder is due to your child's teacher on the FIRST day of school and it will be graded.

We are sure your child is looking forward to a bright and exciting year in third grade! Thank you in advance for your help and cooperation. Have a GREAT summer!

Thank you,

The 3<sup>rd</sup> Grade Teachers





## Student Contact Information 2009 -2010

*Please print on both front and back of this form.*

Student's Name \_\_\_\_\_  Male  Female

Birth Date \_\_\_\_\_ Grade \_\_\_\_\_ Class \_\_\_\_\_

Home Address \_\_\_\_\_ Zip Code \_\_\_\_\_

Home Phone Number \_\_\_\_\_

Please check if this is a new address.

*Please Note: You must provide proof of residency in order to make an official change of address with the school.*

Mother/Guardian Name \_\_\_\_\_ Student lives with?  YES  NO

Work Phone Number \_\_\_\_\_ Cell Phone Number \_\_\_\_\_

Email Address \_\_\_\_\_ OK to pick up?  YES  NO

Father/Guardian Name \_\_\_\_\_ Student lives with?  YES  NO

Work Phone Number \_\_\_\_\_ Cell Phone Number \_\_\_\_\_

Email Address \_\_\_\_\_ OK to pick up?  YES  NO

### Emergency Contact Information

1.) Name \_\_\_\_\_ OK to pick up?  YES  NO

Relationship to Student \_\_\_\_\_ Phone Number \_\_\_\_\_

2.) Name \_\_\_\_\_ OK to pick up?  YES  NO

Relationship to Student \_\_\_\_\_ Phone Number \_\_\_\_\_

3.) Name \_\_\_\_\_ OK to pick up?  YES  NO

Relationship to Student \_\_\_\_\_ Phone Number \_\_\_\_\_



## Third Grade School Supply List 2009-20010

Below is the list of supplies that your child will need for the 2009-2010 school year.  
For your convenience many items are available at the Bear's Den (School Store).

Please note that Becker's composition books must be purchased at school.


Composition books cannot be substituted with other products.

- 6 Composition Books (**Must be purchased at school.**)
- 3 Marble Copybooks
- 1 Student Planner (**Must be purchased at school.**)
- 1 Theme Tablet (**Must be purchased at school.**)
- 1 Memory Stick (**Mac Compatible**)
- 1 Bottle of Elmer's Glue
- 2 Sticks of Elmer's Glue (For use during duration of school year.)
- 1 Watercolor Set with Brush
- 2 Boxes of Crayons
- 2 Packs of No. 2 Pencils (Sharpened) **No mechanical pencils**
- 1 Jumbo Pencil Case (**No boxes**)
- 1 Red Pen
- 1 Highlighter
- 1 6 inch ruler
- 1 Large Eraser
- 1 Pair of Blunt Tip Scissors (Will remain in school.)
- 1 Webster's English Dictionary
- 1 Pack of Index Cards
- 1 Pack of Dry Erase Marker (Used for Wipe-off boards)
- \$6.00 fee (for Scholastic News magazine subscription & folder)

The following items are not available at the Bear's Den (School Store).

- 2 Boxes of Tissues
- 1 Roll of Paper Towels
- 1 Box of envelopes
- Lysol Wipes
- 1 Packet of Baby Wipes
- 8 Folders (Plastic folders recommended)

**\*\*Please keep a set of supplies (glue, scissors, pencils, etc.) at home for homework & projects**



### Please note:

- **Students are expected to come prepared with the listed items each day.**
- **All copybooks and workbooks must be covered in clear contact paper.**
- **All hardback books must be covered in brown paper or extra large/jumbo fabric covers. The standard size fabric covers are too small for our textbooks!**
- **All books are to be covered at all times.**
- **Markers and pencil sharpeners are not permitted in class.**
- **Donations of yarn, glitter, buttons, colorful fabric pieces, sequins, beads for art are appreciated**



Community Academy of Philadelphia  
a Pennsylvania Charter School

**Lower School**  
1100 East Erie Avenue  
Philadelphia, PA 19124


T 215.533.6700  
F 215.533.6722

[www.communityacademy.org](http://www.communityacademy.org)

# Save Our Skills





This packet belongs to:



---

I will be in Third Grade in the  
2009-2010 school year!

**This packet is due on the first day of school.**





Community Academy of Philadelphia  
a Pennsylvania Charter School

**LOWER SCHOOL**  
1100 East Erie Avenue  
Philadelphia, PA 19124

T 215.533.6700  
F 215.533.6722

www.communityacademy.org

## ***IMPORTANT FOR FIRST DAY OF SCHOOL !***

*Please complete and send this form in so we know how your child will go home.*

Student's Name : \_\_\_\_\_

Grade: \_\_\_\_\_

### **CHECK ONE**

\_\_\_\_\_ Bus Bus # \_\_\_\_\_


\_\_\_\_\_ **Outside Pick-Up**

Name of adult picking up:

\_\_\_\_\_

Relationship to child

\_\_\_\_\_



\_\_\_\_\_ **Sibling Pick-Up**

**Only 7<sup>th</sup>, 8<sup>th</sup>, or high school students can pick -up**

**Name of Siblings picking up**

**Grade**

\_\_\_\_\_

\_\_\_\_\_

\_\_\_\_\_

\_\_\_\_\_

*Thank you*


# Amelia Bedelia

by Peggy Parish  
Pictures by Fritz Siebel



## ~ INSTRUCTIONS ~


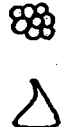






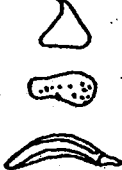
1. Read (alone or with a parent) Amelia Bedelia by Peggy Parish
2. Answer the questions about the story. Be sure to use complete sentences. (pages 1, 2)
3. Write a letter to Amelia Bedelia. In the story, Amelia never seemed to get things right. Pretend you are her pen pal and explain to her how you would have done things differently if you were in her place. Use the paper in this packet and be sure to include the five parts of a friendly letter: **heading, body, closing, and signature**. Be sure to use your best *third grade* handwriting! (page 3)
4. Create a new uniform for Amelia Bedelia. Uniforms are special clothes that people wear for their jobs. Amelia wore the same uniform throughout the story. What would you like her to wear? Use the Amelia cutout to design a new uniform (trace the cutout onto poster board or sturdier paper). Be as **creative** as you can. You can use scraps of paper, yarn, material, etc... whatever you can find around the house. (page 4)
5. Complete the worksheets.
  - ~ "Pie! Pie! Pie!" **math worksheet** – When you are finished use a calculator to check your work. (page 5)
  - ~ "Likes and Dislikes" **science worksheet** – You may use drawings or pictures from magazines to complete this worksheet. (page 6)
  - ~ **Story Map worksheet** – Identify the different parts of the story using this worksheet. (page 7)
  - ~ **Idioms** – *Idioms* are expressions or phrases that do not mean what they seem to say. Amelia Bedelia is famous for her use of idioms. (Ex. "Dust the furniture" means "Clean the furniture"). Use the worksheet (pg. 8) to practice using idioms. On page 9, find an idiom in Amelia Bedelia and write and draw what the idiom actually said and then write and draw what it really means. (pages 8, 9)
  - ~ "Rice and the World" **social studies worksheet** – Use the map in the packet to complete the activities. (pages 10, 11, 12)
6. **Have a WONDERFUL summer!!!! We can't wait to see you in the Fall!!!**















Name \_\_\_\_\_

# Pie! Pie! Pie!

Use the pie code below. Write a number answer for each problem. When you are finished, write two addition problems and two subtraction problems using the pie code. Use the back of this paper. Exchange with a friend to solve.

<p>1</p>  <p>+</p> <p>_____</p>	<p>2</p>  <p>-</p> <p>_____</p>	<p>3</p>  <p>+</p> <p>_____</p>
<p>4</p>  <p>-</p> <p>_____</p>	<p>5</p>  <p>+</p> <p>_____</p>	<p>6</p>  <p>-</p> <p>_____</p>
<p>7</p>  <p>+</p> <p>_____</p>	<p>8</p>  <p>-</p> <p>_____</p>	<p>9</p>  <p>+</p> <p>_____</p>

<p>1</p>  <p>(lime)</p>	<p>2</p> 	<p>3</p> 	<p>4</p>  <p>(chocolate)</p>	<p>5</p> 	<p>6</p> 
<p>7</p> 	<p>8</p> 	<p>9</p>  <p>(peanut butter)</p>	<p>10</p> 	<p>11</p>  <p>(blueberry)</p>	<p>12</p> 

**~QUESTIONS~**

**1. Who were Mr. and Mrs. Rogers?**

---

---

**2. Mrs. Rogers told Amelia to do just what the list said. Do you think she did? Why?**

---

---

---

**3. What might have happened if Amelia had not baked a lemon-meringue pie?**

---

---

---

**4. Why do you think the pie changed the Rogers' feelings about Amelia?**

---

---

---

5. How would this story have ended if the Rogers' had hated lemon-meringue pie?

---

---


---

6. Do you think Amelia enjoyed her job? Why?

---

---

---



\_\_\_\_\_

\_\_\_\_\_

\_\_\_\_\_

,

\_\_\_\_\_

\_\_\_\_\_

\_\_\_\_\_

,

\_\_\_\_\_

\_\_\_\_\_

\_\_\_\_\_

\_\_\_\_\_

\_\_\_\_\_

\_\_\_\_\_

\_\_\_\_\_

\_\_\_\_\_

\_\_\_\_\_

\_\_\_\_\_

\_\_\_\_\_

\_\_\_\_\_

\_\_\_\_\_

\_\_\_\_\_

\_\_\_\_\_

\_\_\_\_\_

\_\_\_\_\_

\_\_\_\_\_

\_\_\_\_\_

\_\_\_\_\_

\_\_\_\_\_

\_\_\_\_\_

\_\_\_\_\_

\_\_\_\_\_

\_\_\_\_\_

\_\_\_\_\_

\_\_\_\_\_

\_\_\_\_\_

\_\_\_\_\_

\_\_\_\_\_

,

\_\_\_\_\_

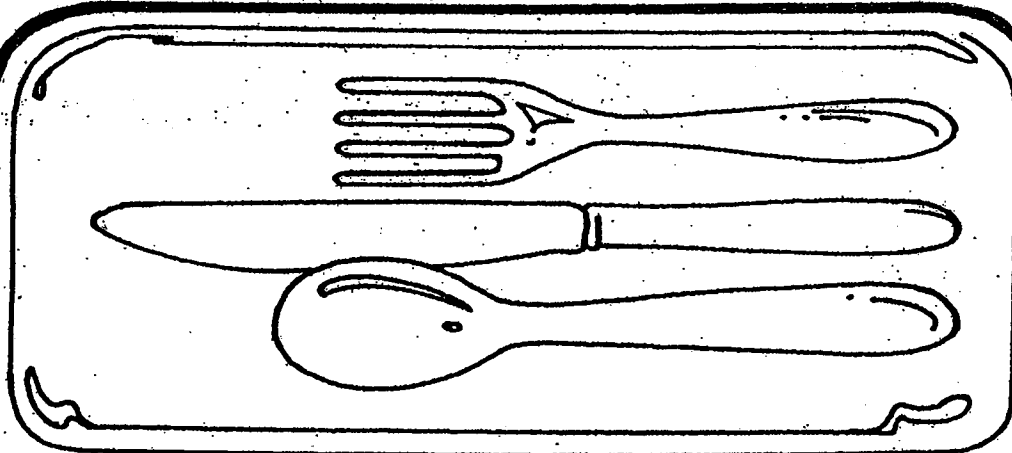
\_\_\_\_\_

\_\_\_\_\_

Name \_\_\_\_\_

# Likes and Dislikes

Amelia Bedelia likes to bake lemon-meringue pies, and Mr. and Mrs. Rogers like to eat them. What are your favorite foods? What foods do you dislike? Do you grow or raise any kinds of food? Complete the lunch tray with words and pictures.

<p>My Favorite Foods</p>	<p>Foods I Dislike</p>	
		<p>Foods I Grow/Raise</p>

