

Community Academy of Philadelphia
a Pennsylvania Charter School

LOWER SCHOOL
1100 East Erie Avenue
Philadelphia, PA 19124

T 215.533.6700
F 215.533.6722

www.communityacademy.org

Dear Parents/Guardians,

This SOS packet is designed to help your child practice and maintain the skills they learned during the school year. Please help your child work on the activities enclosed during the summer months. This summer your child will be doing activities to go along with the story Arthur Goes to Camp by Marc Brown. The book can be purchased at any bookstore or found at your local library. The activities that will be required for your child to complete are a postcard, math word problems, science animal facts, and a poster. Below is some general information about how to complete this packet and what materials you will need.

Materials needed

- Arthur Goes to Camp book (purchase or borrow from the library)
- Poster Board (white & no bigger than 28" x24")
- Pencils
- Crayons, markers, or colored pencils

Instructions

1. Read the book with your child. (More than once is recommended.)
2. Complete each activity following the directions found on each page.
3. Included in the packet are 3 study sheets that should be reviewed and studied daily throughout the summer. They are a sight word list, addition basic facts, and subtraction basic facts.

The better your child is at these words and facts, the better they will do throughout second grade. The sheets are designed to give them a jumpstart on their second grade year. Please remember this is a graded project. Please find the rubric attached so you know what we are looking for when the activities are complete!

Good luck and have a safe and exciting summer!

Sincerely,


Mrs. Donnelly, Ms. Carobine, & Mrs. Stendardo
2nd grade teachers



Second Grade School Supply List 2009-2010

Below is the list of supplies that your child will need for the 2009-2010 school year. For your convenience many items are available at the Bear's Den (School Store). Please note that Becker's composition books must be purchased at school. Composition books cannot be substituted with other products.

- 7 Composition Books (**Must be purchased at school.**)
- 1 Student Planner (**Must be purchased at school.**)
- 2 Bottles of Elmer's Glue (**1 for school & 1 for home**)
- 1 Glue Stick
- 2 Boxes of Crayons (24 pack) (**1 for school & 1 for home**)
- 2 10 Packs of No. 2 Pencils (**NO mechanical pencils**)
- 1 Pencil Case (**No Boxes**)
- 1 Red Pen
- 1 12 inch ruler
- 1 Large Eraser
- 2 Pair of Blunt Tip Scissors (**1 for home & 1 for school**)
- Memory Stick (**MAC compatible, used for computer class**)



The following items are not available at the Bear's Den (School Store).

- Colored Pencils (**For Art Class only**)
- 9 Folders (**one of each color: red, green, white, purple, blue, orange, and yellow and two of their choice**)
- 2 Boxes of Tissues
- 1 Roll of Paper Towels
- Clorox Wipes
- Contact Paper (**to be used at home to cover books: Do not send this to school**)
- \$4 for Scholastic News (Social Studies class)

Please note:

- Students are expected to come prepared with the listed items each day.
- All copybooks and workbooks must be covered in clear contact paper.
- All hardback books must be covered in brown paper or extra large/jumbo fabric covers. The standard size fabric covers are too small for our textbooks!
- Textbooks are costly and must be covered at all times.
- Markers and pencil sharpeners are not permitted in class.
- Donations of yarn, glitter, buttons colorful fabric pieces, sequins, bead for art are appreciated.



Student Contact Information 2009 -2010

Please print on both front and back of this form.

Student's Name _____ Male Female

Birth Date _____ Grade _____ Class _____

Home Address _____ Zip Code _____

Home Phone Number _____

Please check if this is a new address.

Please Note: You must provide proof of residency in order to make an official change of address with the school.

Mother/Guardian Name _____ Student lives with? YES NO

Work Phone Number _____ Cell Phone Number _____

Email Address _____ OK to pick up? YES NO

Father/Guardian Name _____ Student lives with? YES NO

Work Phone Number _____ Cell Phone Number _____

Email Address _____ OK to pick up? YES NO

Emergency Contact Information

1.) Name _____ OK to pick up? YES NO

Relationship to Student _____ Phone Number _____

2.) Name _____ OK to pick up? YES NO

Relationship to Student _____ Phone Number _____

3.) Name _____ OK to pick up? YES NO

Relationship to Student _____ Phone Number _____



Community Academy of Philadelphia
a Pennsylvania Charter School

Lower School
1100 East Erie Avenue
Philadelphia, PA 19124

T 215.533.6700
F 215.533.6722

www.communityacademy.org

IMPORTANT FOR FIRST DAY OF SCHOOL!

Please complete and send this form in so we know how your child will go home.

Student's Name : _____

Grade: _____

CHECK ONE

_____ Bus Bus # _____

_____ **Outside Pick-Up**

Name of adult picking up:

Relationship to child

_____ **Sibling Pick-Up**

Only 7th, 8th, or high school students can pick -up

Name of Siblings picking up

Grade

THANK YOU!



Community Academy of Philadelphia
a Pennsylvania Charter School

Lower School
1100 East Erie Avenue
Philadelphia, PA 19124


T 215.533.6700
F 215.533.6722

www.communityacademy.org

Save Our Skills





This packet belongs to:



I will be in Second Grade in the
2009-2010 school year!

This packet is due on the first day of school.



SAVE OUR SKILLS PACKET RUBRIC

POSTER (25 POINTS)

- Set up poster correctly using example (5 pts.) _____
- Drew a picture & wrote a sentence for each box (5pts.) _____
- Pictures were colored & writing was done neatly (5 pts.) _____
- Free of spelling & grammatical mistakes (5pts.) _____
- Turned in on the 1st day of school (5pts.) _____

POSTCARD (25 POINTS)

- Name & address written correctly (5 pts.) _____
- Message written in correct format (5 pts.) _____
- Created a stamp & colored in it (5 pts.) _____
- Designed front of the postcard & colored it in (5pts.) _____
- Turned in on the 1st day of school (5 pts.) _____

MATH PROBLEMS (25 POINTS)

- Number sentence included for all problems (5 pts.) _____
- Problems are answered correctly (5 pts.) _____
- All problems were complete (5 pts.) _____
- Created your own word problem with picture (5 pts.) _____
- Turned in on the 1st day of school (5 pts.) _____

SCIENCE FACTS & PICTURES (25 POINTS)

- Chose character and matched it with a real animal (5 pts.) _____
- Wrote 3 facts about the real animal (5 pts.) _____
- Drew a picture of the real animal & colored it in (5 pts.) _____
- Drew a picture of the character & colored it in (5 pts.) _____
- Turned in on the 1st day of school (5 pts.) _____

TOTAL POINTS _____

Arthur Goes To Camp - Poster

Name: _____

Materials Needed: Arthur Goes To Camp book
White poster board (no bigger than 28" x 24")
Pencil and crayons

*Poster board can be purchased at the Dollar Store, Kmart, WalMart, etc.

Directions: You will be creating a story board for Arthur Goes To Camp. The poster board will be divided into 6 sections:

1. Title and author
2. Characters (who was in the story)
3. Setting (where did the story take place)
4. Beginning (what happened in the beginning)
5. Middle (what happened in the middle)
6. End (what happened in the end)

For each section you will need to write a sentence and draw a picture. For the title and author section, a sentence is not needed, but please draw a picture. Please make sure that sentences begin with a capital letter, end with a period, and make sense. It is a good idea to write all ideas down on scrap paper first, have them checked by a parent and then write them correctly onto the poster board. Each section must have a picture to go with the sentence. All pictures must be colored in.

Parents, please allow students to do all the work. It is okay to help them with the reading and writing appropriate sentences, but all ideas and writing must be done by the student.

Attached, please find an example of how the story board should be set up.

Be Creative and Have Fun!

FORMAT FOR DOING THE POSTER PROJECT

<p>THIS SPACE IS FOR TITLE AND AUTHOR</p> <p>PLEASE DRAW A PICTURE HERE!</p>	<p>DRAW A PICTURE OF THE MAIN CHARACTERS</p> <p>&</p> <p>WRITE A SENTENCE</p>	<p>DRAW A PICTURE OF THE SETTING</p> <p>&</p> <p>WRITE A SENTENCE</p>
<p>DRAW A PICTURE ABOUT WHAT HAPPENED IN THE BEGINNING OF THE STORY</p> <p>&</p> <p>WRITE A SENTENCE</p>	<p>DRAW A PICTURE ABOUT WHAT HAPPENED IN THE MIDDLE OF THE STORY</p> <p>&</p> <p>WRITE A SENTENCE</p>	<p>DRAW A PICTURE ABOUT WHAT HAPPENED AT THE END OF THE STORY</p> <p>&</p> <p>WRITE A SENTENCE</p>

Writing Activity: Postcard from Camp

After reading Arthur Goes To Camp, you are going to pretend you are at camp just like Arthur. Create a postcard to send to a friend telling them about your adventures at camp. Here's what to do.

*First, decide who you are going to send the postcard to and get their name and address. Write it on the right side of your postcard. See Example. Don't forget to design your stamp! Make sure you write neatly so that everyone can read it.

*Second, you are going to write a letter your message telling all about your adventures at camp. For example, tell about what you are seeing, what you are doing, about your friends at camp, games you are playing etc. Your message must be at least 6 sentences. You can use any of the information from the story. Remember using adjectives makes your writing sound more interesting. The paper attached is for your final copy. I suggest writing a rough draft of your letter and have someone check for mistakes. Your final copy should have no mistakes in spelling, grammar or punctuation. Don't forget to set up the letter in the correct format.

*Third, on the blank side of the paper, you are to design the front of your postcard. Be creative! You can draw a picture, find pictures in a magazine, use the computer or even a coloring book. Remember it has to go along with the camp theme.

Example of Postcard:

Front



Back




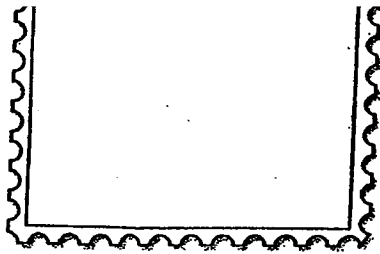
Dear Tom,

I am having a great time at camp. I get to go out to the lake to swim everyday. I met a new friend. His name is Tim. He likes to collect bugs just like us. I'll tell you all about it, when I get home.

Your friend,



Tom Blue
303 Rock St.
Phila, Pa. 19124



Name: _____

Math

Read the word problem below. Add or Subtract. Write the number sentence used to solve the problem. Draw pictures, use a number line, manipulatives, etc to help you to solve the problem.

1. When Arthur is getting ready to board the bus, there are 3 campers already on it. 3 campers are getting ready to board. If 5 more campers board, how many campers are on the bus all together?
2. 5 campers were listening to a story. 8 campers joined them. How many campers were there all together.
3. Muffy brought 5 bags of snacks to camp. If she eats 2 bags, how many bags will she have left?
4. The girls let 8 frogs loose in the boy's room. If they let 9 more loose, how many would the boys find all together?
5. Francine had 15 arrows to use during target practice. If she shot 7 of them, how many more does she have left to shoot?
6. 13 campers are listening to the campfire story. 4 campers decide to go back to their rooms. How many are left listening to the story?

7. 12 campers take part in the scavenger hunt. If 3 more join them, how many are there all together?

8. There are 8 items to be found for the scavenger hunt. If 4 are found, how many items are left on the list?

9. Arthur writes 5 postcards home during his camping trip. If he writes 2 more before leaving, how many did he write all together?

10. On the last day, there were 18 campers waiting to go home. If 6 campers leave, how many are still waiting?

TIME TO BE CREATIVE!!

Using the book, create your own addition or subtraction word problem. Draw a picture underneath to go with your problem.

Name: _____

Science

Directions: Choose a character from the story, *Arthur Goes to Camp*. Decide what kind of animal the character is and research three interesting facts about that animal. Draw a picture of the actual animal and the character on the back of the page.

In the story, *Arthur Goes to Camp*, the character,

_____, is a(n) _____.

(character) (animal)

Here are three interesting facts about this animal:

1. _____

2. _____

3. _____

Picture of Actual Animal

Picture of Character

	α	look	all	must	too	every	over
	and	make	am	new	under	fly	put
S	away	me	are	no	want	from	round
I	big	my	at	now	was	give	some
G	blue	not	ate	on	well	going	stop
H	can	one	be	our	went	had	take
T	come	play	black	out	what	has	thank
	down	red	brown	please	white	her	them
W	find	run	but	pretty	who	him	then
O	for	said	came	ran	will	his	think
R	funny	see	did	ride	with	how	walk
D	go	the	do	saw	yes	just	were
	help	three	eat	say	after	know	when
L	here	to	four	she	again	let	little
I	I	two	get	so	an	live	you
S	in	up	good	soon	any	May	like
T	is	we	have	that	ask	of	this
	it	where	he	there	as	old	could
	jump	yellow	into	they	by	once	open

