



Community Academy of Philadelphia
a Pennsylvania Charter School

LOWER SCHOOL
1100 East Erie Avenue
Philadelphia, PA 19124

T 215.533.6700
F 215.533.6722

1st Grade SOS Packet

Dear Parents/Guardians & Students,

Welcome to first grade! Please complete the following packet and return to your child's first grade teacher. The entire packet focuses on the story, Ira Sleeps Over, by Bernard Waber. The book can be purchased or should be available at your local library branch. Have a great summer!

1. Read Ira Sleeps Over, by Bernard Waber.
2. After reading, complete Activity 1, "Scrambled Story Sentences". Have your child rewrite the sentences in the order that they happened in the story.
3. Complete Activity 2, "Junk!". Recall, discuss, and draw junk that Reggie collected in the story.
4. Complete Activity 3, "Time to Wake Up!". Use inventive spelling to answer the question. Recreate the characters by coloring and cutting out the finger puppets.
5. Complete Activity 4, "Teddy Bears Are Great!". Brainstorm ideas of how to sell a teddy bear. List reasons why to buy your teddy bear and describe what your teddy bear would look like.
6. Complete Activity 5 by creating a math graph. Follow the directions from activity 5.
7. Complete Activity 6, "My Very Own Teddy Bear". Decorate and create your own teddy bear.
8. Complete the Ice Cream Cone worksheet.

See you in September,
The First Grade Teachers



Student Contact Information 2009 -2010

Please print on both front and back of this form.

Student's Name _____ Male Female

Birth Date _____ Grade _____ Class _____

Home Address _____ Zip Code _____

Home Phone Number _____

Please check if this is a new address.

Please Note: You must provide proof of residency in order to make an official change of address with the school.

Mother/Guardian Name _____ Student lives with? YES NO

Work Phone Number _____ Cell Phone Number _____

Email Address _____ OK to pick up? YES NO

Father/Guardian Name _____ Student lives with? YES NO

Work Phone Number _____ Cell Phone Number _____

Email Address _____ OK to pick up? YES NO

Emergency Contact Information

1.) Name _____ OK to pick up? YES NO

Relationship to Student _____ Phone Number _____

2.) Name _____ OK to pick up? YES NO

Relationship to Student _____ Phone Number _____

3.) Name _____ OK to pick up? YES NO

Relationship to Student _____ Phone Number _____



Community Academy of Philadelphia
a Pennsylvania Charter School

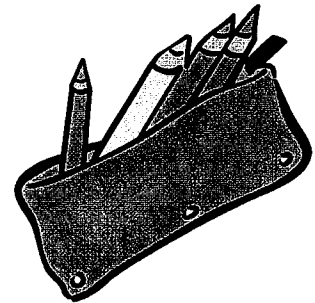
LOWER SCHOOL
1100 East Erie Avenue
Philadelphia, PA 19124

T 215.533.6700
F 215.533.6722

First Grade School Supply List 2009 - 2010

Below is the list of supplies that your child will need for the 2009-2010 school year. For your convenience many items are available at the Bear's Den (School Store). Please note that Becker's composition books must be purchased at school. Composition books cannot be substituted with other products.

- 6 Composition Books (**Must be purchased at school.**)
- 1 Sketch Pad (**Must be purchased at school.**)
- 2 Bottles of Glue
- 1 Watercolor Set with Brush
- 2 Boxes of Crayons
- 2 Packs of No. 2 Pencils
- 1 Pencil Case (**No Boxes**)
- 1 Large Eraser
- 1 Pair of Blunt Tip Scissors
- 1 Set of Markers (Only used in Art Class)



The following items are not available at the Bear's Den (School Store).

- 1 Pack of Construction Paper (No Tablets)
- 4 **Plain** Laminated or Plastic Folders (colors: Red, Yellow, and Green, and Blue)
- 1 Folder for use in Computer Class (can be any color/design)
- 2 Boxes of Tissues
- 2 Rolls of Paper Towels
- 2 Packages of Baby Wipes

Please note:

- Students are expected to come prepared with the listed items each day.
- All hardback books must be covered in brown paper or extra large/jumbo fabric covers. The standard size fabric covers are too small for our textbooks!
- Textbooks are costly and must be covered at all times.
- All copybooks and workbooks must be covered in clear contact paper.
- Markers and pencil sharpeners are not permitted in class.
- Completed SOS Packets are due on the first day.
- Please make sure all your child's supplies are labeled with their first/last name.
- Donations of yarn, glitter, buttons, colorful fabric pieces, sequins, beads for art are appreciated.



Community Academy of Philadelphia
a Pennsylvania Charter School

Lower School
1100 East Erie Avenue
Philadelphia, PA 19124

T 215.533.6700
F 215.533.6722

www.communityacademy.org

IMPORTANT FOR FIRST DAY OF SCHOOL!

Please complete and send this form in so we know how your child will go home.

Student's Name : _____

Grade: _____

CHECK ONE

_____ Bus Bus # _____

_____ **Outside Pick-Up**

Name of adult picking up:

Relationship to child



_____ **Sibling Pick-Up**

Only 7th, 8th, or high school students can pick-up

Name of Siblings picking up

Grade

THANK YOU!





Community Academy of Philadelphia
a Pennsylvania Charter School

Lower School
1100 East Erie Avenue
Philadelphia, PA 19124


T 215.533.6700
F 215.533.6722

www.communityacademy.org

Save Our Skills



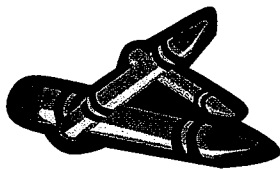



This packet belongs to:



I will be in First Grade in the
2009-2010 school year!

This packet is due on the first day of school.





SCRAMBLED STORY SENTENCES

Arrange these scrambled story sentences in the order they happen in the story.

1. Reggie gets Foo Foo and goes to bed.
2. Ira's sister reminds Ira that he has never slept without his teddy bear.
3. Ira and Reggie play "office" with rubber stamps.
4. Ira is invited to Reggie's house for the night.
5. Ira gets Tah Tah and goes back to Reggie's house.
6. Reggie tells Ira a ghost story.
7. Ira decides not to take his teddy bear and leaves for Reggie's house.

First _____

Second _____

Third _____

Fourth _____

Fifth _____


Sixth _____

Seventh _____

JUNK!

Reggie showed Ira some "junk" in his room. Do you remember what some of the junk was?

Draw a picture of Reggie's junk. Put at least five junk things from the story in your picture!



TIME TO WAKE UP!

What do you think will happen in the morning when Ira and Reggie wake up?

Make these Ira and Reggie finger puppets. With a classmate, act out what will happen in the morning. What will Ira and Reggie say to each other? What will they do? After you have practiced with your class partner, put on your "finger puppet play" for the class!




Tah Tah

DIRECTIONS

1. Color and cut out puppets.
2. Paste top and bottom tabs together to form a loop that fits over your finger.



Foo F



TEDDY BEARS ARE GREAT!

You have been hired by the owner of a toy store to help sell 1000 teddy bears. The owner likes your ideas and wants you to create an advertising poster for the store window.

Write your ideas in this box. Cut out the box and paste it on a poster with your drawing of a teddy bear. Hang your advertising poster in your classroom!

BUY A TEDDY BEAR TODAY!

Here are three reasons to own a teddy bear:

1. _____

2. _____

3. _____

Teddy bears come in these colors _____

Teddy bears come in these sizes _____

And this great teddy bear only costs _____

BUY YOURS NOW!

Activity 5

Math Graph Comparing Family Size

Have your child compare Ira's family to your family. Count the members in Ira's family then count the people in your own family. Make a graph to compare the two families.

To make the graph:

Draw each person in Ira's family.

Draw each person in your own family.

Make a graph to compare the two.

Compare to see which family has more; which has less; are they the same.

MY VERY OWN TEDDY BEAR


Materials:
Heavy paper,
scissors, glue
or stapler,
cotton balls or
shredded paper.

Directions:
1. Reproduce
bear pieces
on heavy paper.
2. Color, cut out
and glue or
staple 3/4 of
the way around
bear.


3. Stuff with
cotton balls
or shredded
paper.

4. Staple or
glue closed
rest of
bear.

5. Add button-eyes
and a ribbon or
paper bow!



MY VERY OWN TEDDY BEAR



Listed in each ice cream cone are some fun summer learning activities. These activities can be completed in conjunction with the other activities contained in the SOS packet.

Directions

Color the scoop of ice cream when you do the activity.

